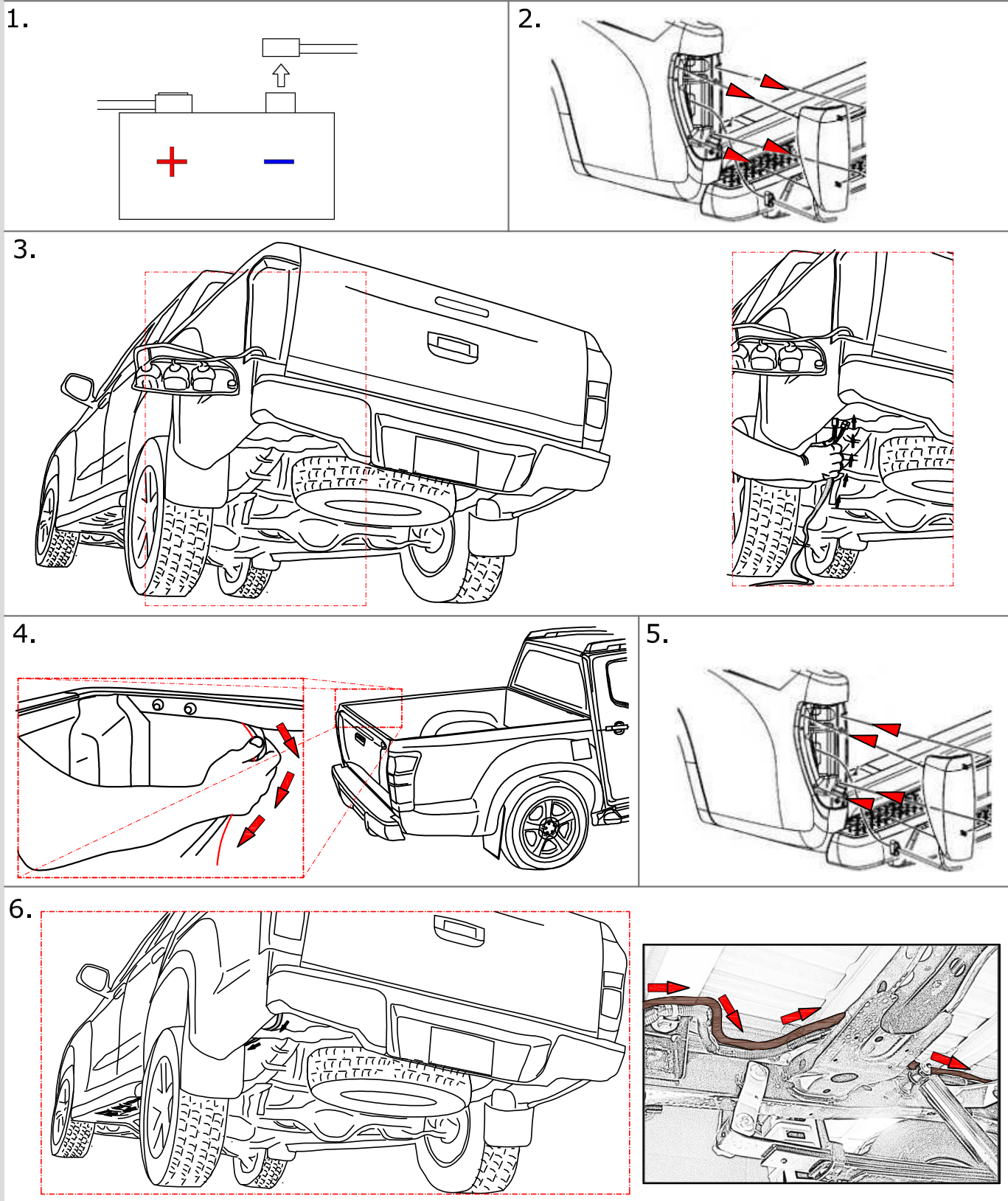
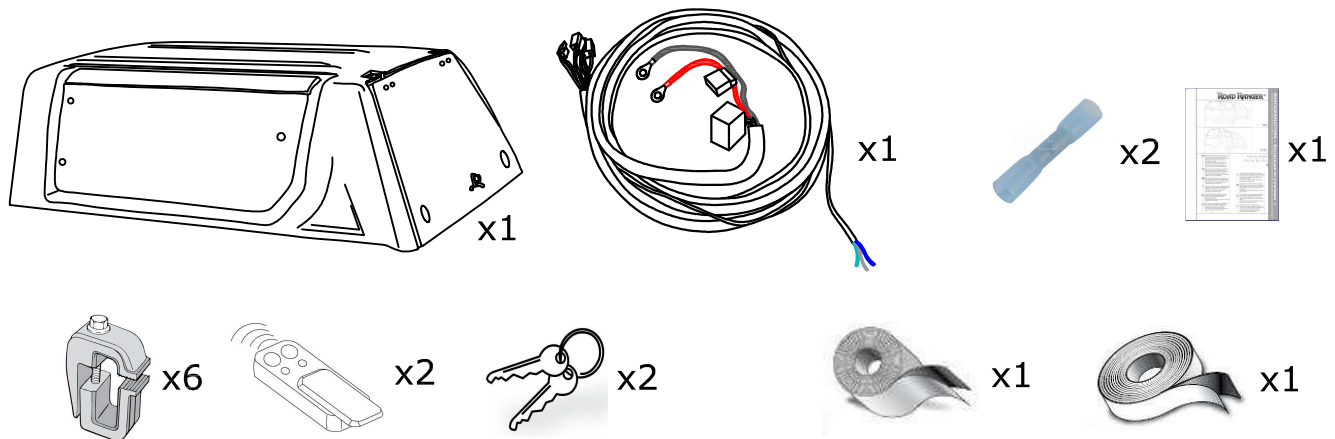





# Montageanleitung >> Инструкция по установке >> Instruções de montagem >> Montageanleitung >> Istruzioni di montaggio >> Instruções de montagem >> Instruções de montagem >> Instruções de montagem

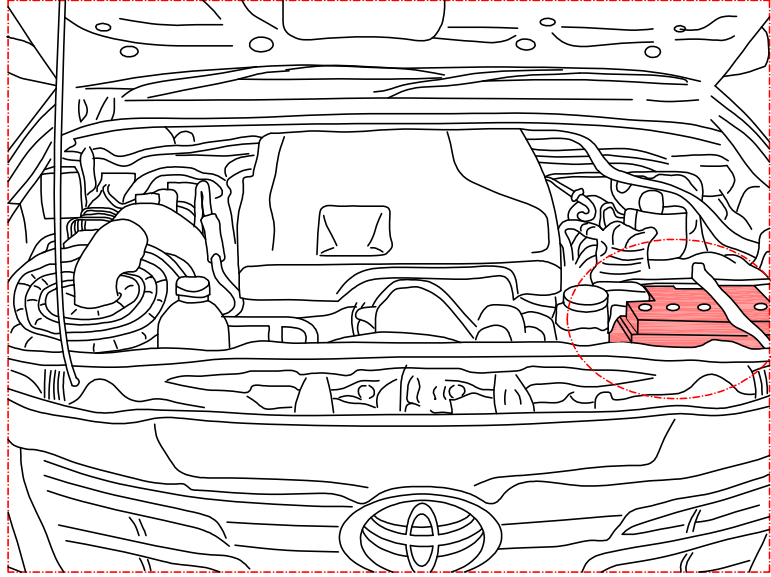
2



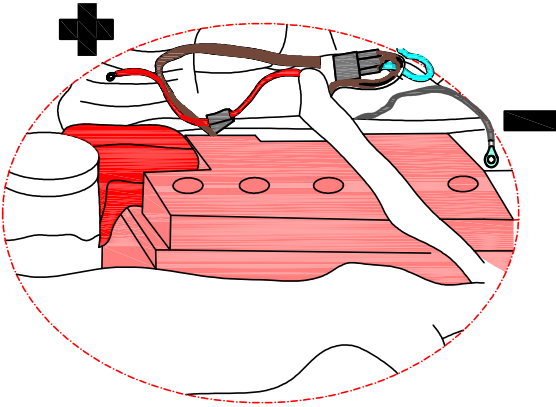
7.



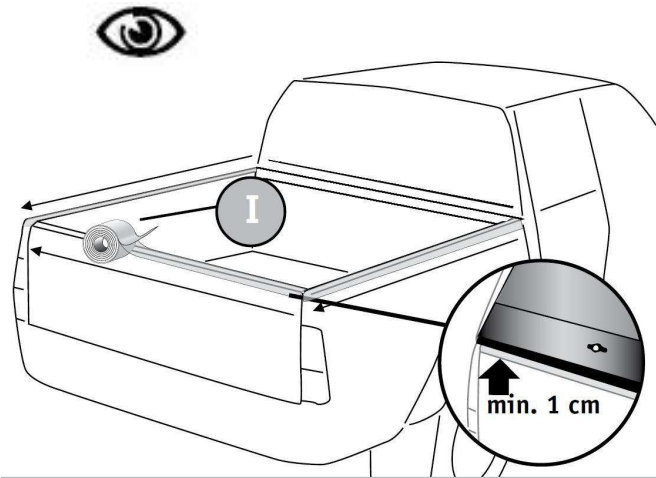
8.



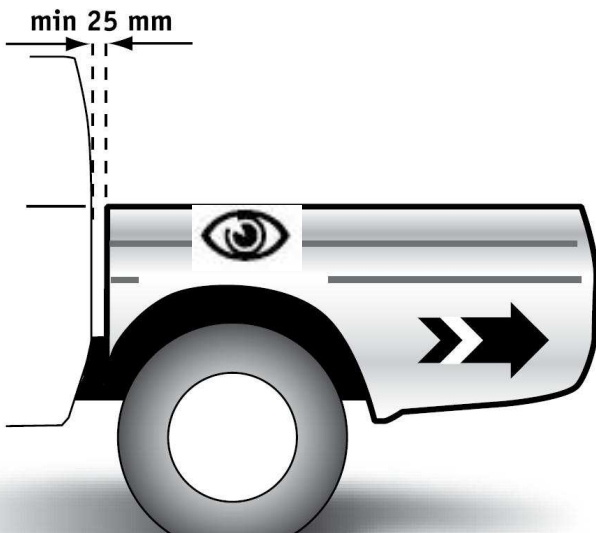
8a.



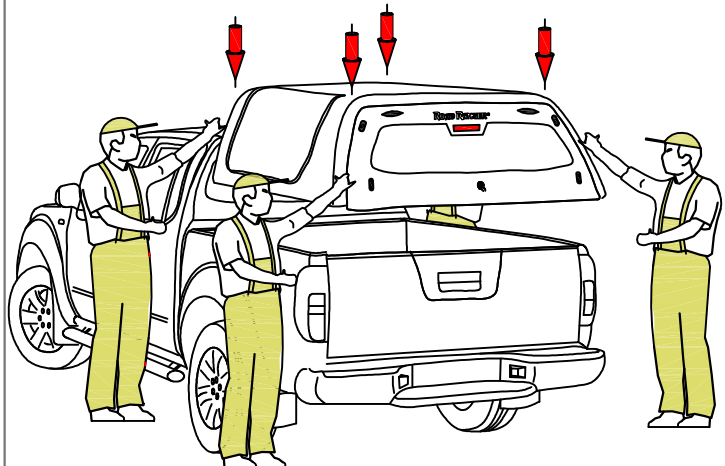
9.



10.



11.

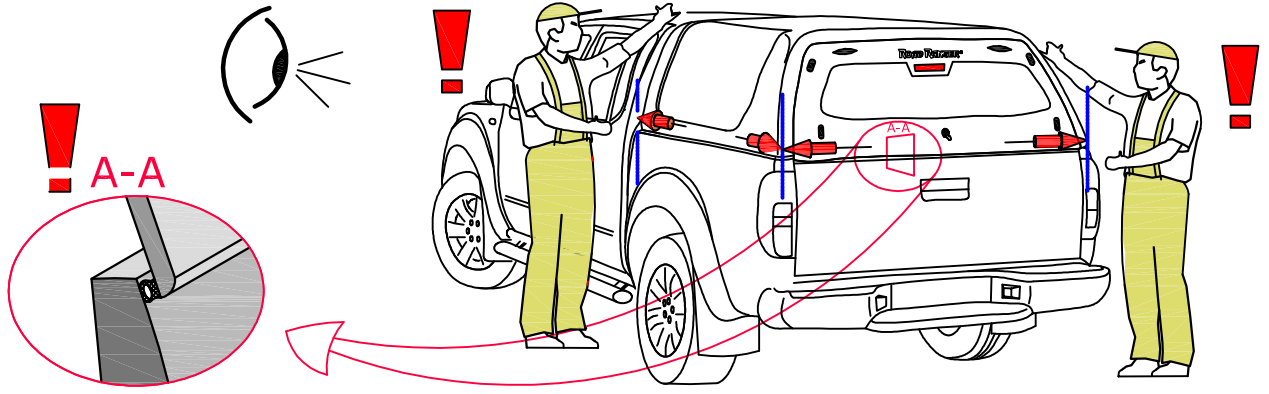


# Montageanleitung >> Инструкция по установке >>

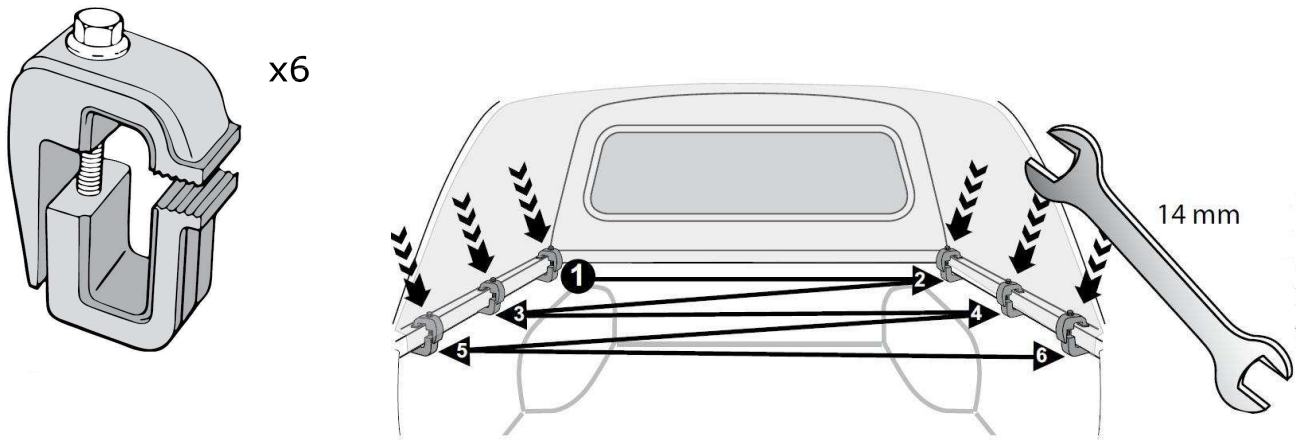
Installation instruction >> Instrucciones de montaje >> Istruzioni di montaggio >> Montageanvisning >> Instruções de Montagem

# Montageanleitung >> Инструкция по установке >> Istruzioni di montaggio >> Instruções de montagem >> Montageanvising >> Instrucciones de montaje >> Instruções de montagem

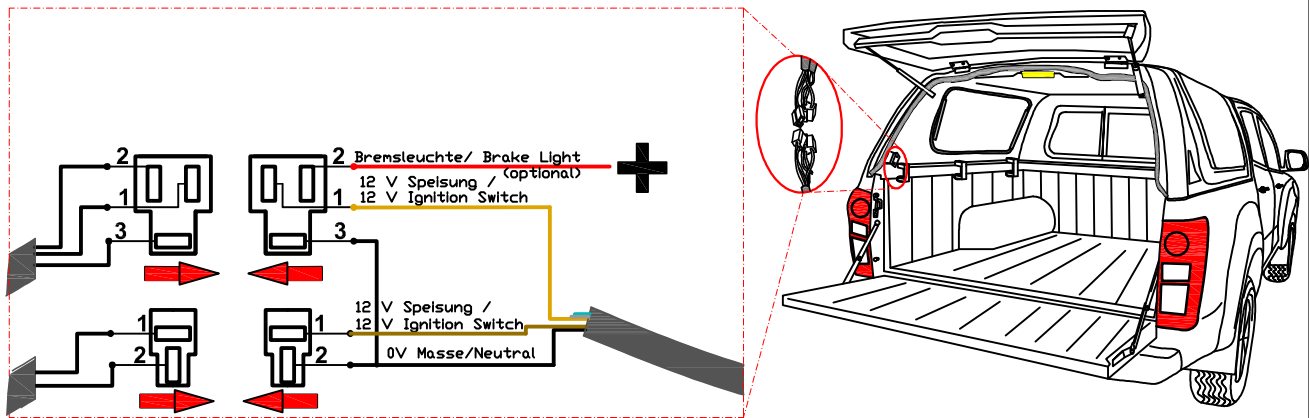
12.



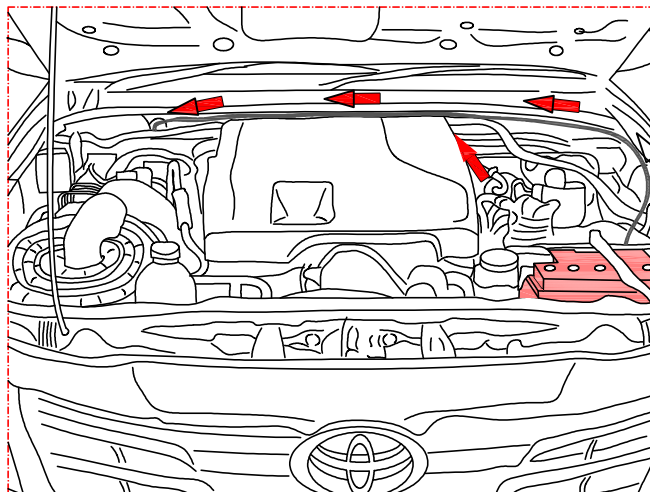
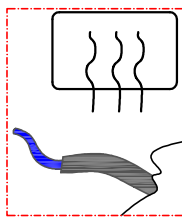
13.



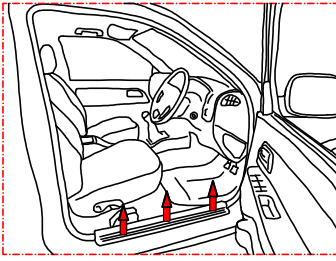
14.



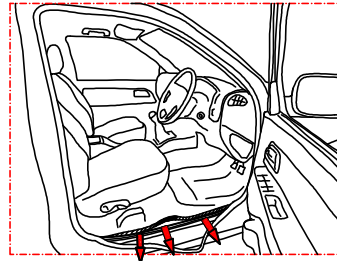
15.



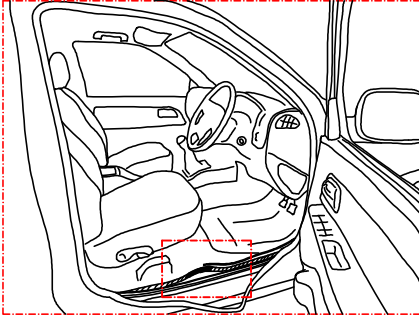
16a.



16b.



17a.



I



II

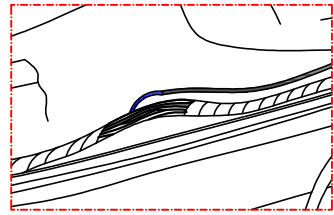


III

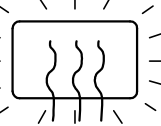


17b.

x1

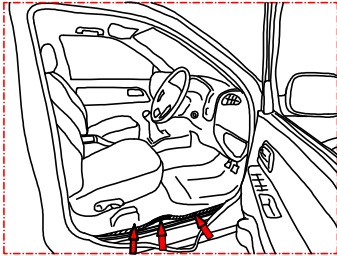


(BLAU/BLUE)

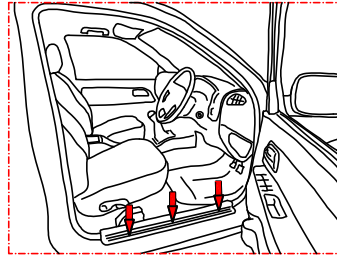


SCHWARTZ (BLACK)

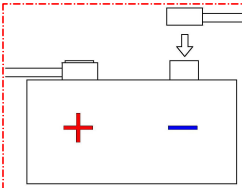
18a.



18b.



19.


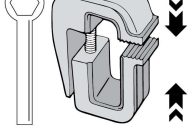


20.

1000 km

14 mm

max 5 Nm

**(D) ACHTUNG!**

Eventuelle Gewährleistungsansprüche bzw. Schadensersatzansprüche aller Art können von uns nur bei einer ordnungsgemäßen und der Anleitung entsprechenden Montage in einer Fachwerkstätte berücksichtigt werden. Wir weisen ausdrücklich darauf hin, daß eine unsachgemäße und nicht in einer Fachwerkstätte durchgeführte Montage einen Verzicht auf die Geltendmachung jeglicher Art insbesondere auch aus dem Titel des Produkthaftpflichtrechtes bewirkt. Für die Befestigung sind ausschließlich die beiliegenden Befestigungsteile zu verwenden.

**(F) ATTENTION!**

Nous attirons votre attention sur le fait que toute réclamation ou demande en dommage et intérêt ne pourrait être formulée que tant que le montage aura été fait suivant les instructions techniques prévues pour notre produit. Il est expressément prévu qu' on ne saurait se prévaloir d' un quelconque préjudice contractuel ou réhibitoire si le montage avait été fait en dépit des dites instructions ou dans un garage ne disposant pas des équipements adéquats. Pour la fixation, utiliser exclusivement les éléments ci-joints.

**(E) ATENCIÓN!**

Pretensiones de garantía respectivamente toda clase de reclamaciones a indemnización por daños y perjuicios pueden considerarse por nosotros solamente en caso de un montaje debidamente ejecutado en un taller especializado. Llamamos expresadamente su atención al hecho que un montaje no apropiado y no efectuado en un taller especializado tendrá por consecuencia la renuncia al ejercicio de toda clase, sobre todo originando del título de ley sobre la responsabilidad para productos defectuosos. Para su fijación se usarán únicamente las piezas de fijación adjuntas.

**(RU) ВНИМАНИЕ!**

Гарантийные случаи и гарантийные компенсации всех видов возможны только в том случае, если установка производилась компетентными специалистами при строгом соблюдении всех пунктов данной инструкции. Обратите Ваше внимание на то, что любая неправильная установка а также установка не компетентными специалистами приведет к принудительному отказу от любого вида гарантийных возмещений, что соответствует законодательству. Для установки используйте только те крепежные элементы, которые идут в комплекте поставки.

**(I) ATTENZIONE!**

Prendiamo in considerazione eventuali richieste di garanzia e reclami per danni di qualsiasi genere solamente se il montaggio è stato correttamente eseguito presso un'officina autorizzata in base alle relative istruzioni. Vi facciamo espressamente presente che il montaggio non regolare e non effettuato presso un'officina autorizzata comporterà la rinuncia di qualsiasi prestazione in garanzia, in particolare derivante dalla responsabilità del produttore. Per il fissaggio vanno utilizzate esclusivamente le parti accluse.

**(S) OBS!**

Eventuella garantier och skadeståndskrav av all slag kan endast godkännas om monteringen har genomförts på aut. verkstad enligt monteringsanvisning. Vi påpekar uttryckligt att en ej lämplig eller ej på verkstad genomförd montering medför förlust av rätten att göra gallande anspråk av alla slag i synnerhet rätten ur produktansvarighets lagen. För monteringen far endast de bifogade monteringsdelstajerna användas.

**(GB) ATTENTION!**

Guarantee claims/compensation claims of all kinds can only be entertained by us if assembly has been carried out properly and in accordance with instructions in a specialist workshop. We would expressly point out that any improper assembly which is not carried out in a specialist workshop will result in the renunciation of the enforcement of compensation claims of any kind, in particular those arising by virtue of the product liability law. For the purpose of fixing, please use the attached fixing parts only.

**(P) Atenção**

Reclamações de garantias / indemnizações de garantias de todas as formas podem apenas ser consideradas por nós se a montagem tiver sido efectuada adequadamente por uma oficina especializada. Salientamos expressamente que qualquer montagem impropria que não tenha sido efectuada por uma oficina especializada resultará na renúncia de aceitação de qualquer reclamação, em particular, reclamações por defeito de produto. Para fixação, usar apenas as peças de fixação anexas para o efeito.

**MKT**  
Car-Technik

MKT Car-Technik Sp. z o.o.

ul. Spokojna 5

14-100 Ostróża

Poland

Telefon: +48 89-646-13-23

Fax: +48 89-646-13-24

Email: [info.mkt@hoehn.pl](mailto:info.mkt@hoehn.pl)

**DR. HÖHN**

Die Formel für Fahrvergnügen

Dr. Höhn GmbH

Künzelsauer Str. 13

74653 Ingelfingen

Germany

Telefon : +49 7940 9202 41

Fax : +49 7940 9202 45

[www.hoehn.de](http://www.hoehn.de)

Email: [roadranger@hoehn.pl](mailto:roadranger@hoehn.pl)

Montageanleitung >> Инструкция по установке >>

Installation instruction >> Istruzioni di montaggio >> Instrucciones de montaje >> Montageanvisning >> Instruções de Montagem

5

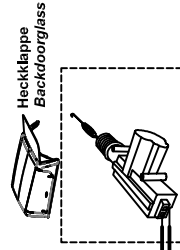
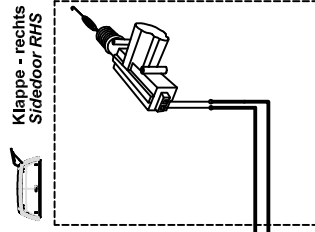
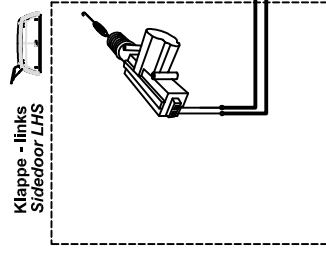
# Montageanleitung >> Инструкция по установке >>

Installation instruction >> Instructions de montage >> Istruzioni di montaggio >> Instrucciones de montaje >> Montageanvisning >> Instruções de Montagem

## TOYOTA HILUX

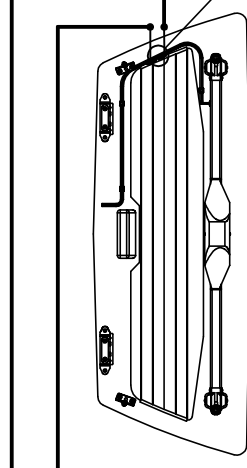
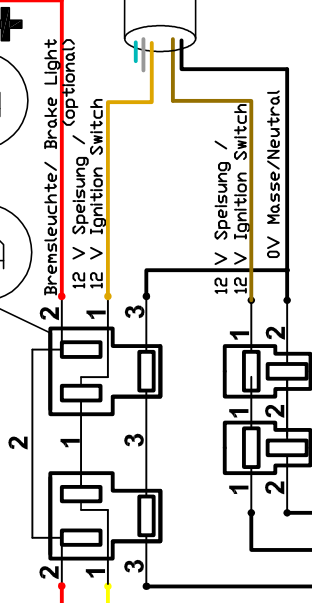
Heizbare Scheibe  
LED Beleuchtung  
Zentralverriegelung

### Anschlusschema Terminal Diagram

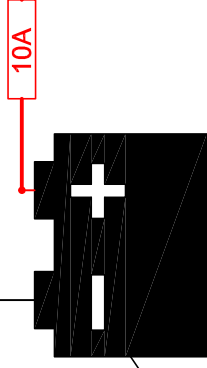
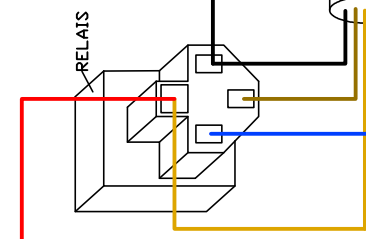
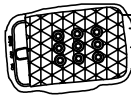


**D** +  
2 Brennschleuchte / Brake Light  
12 V Speisung / (optional)  
12 V Ignition Switch


**B**  
2 Brennschleuchte / Brake Light  
12 V Speisung / (optional)  
12 V Ignition Switch



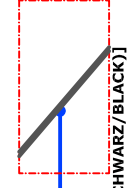
Innenleuchte  
/ Interior light



**C**

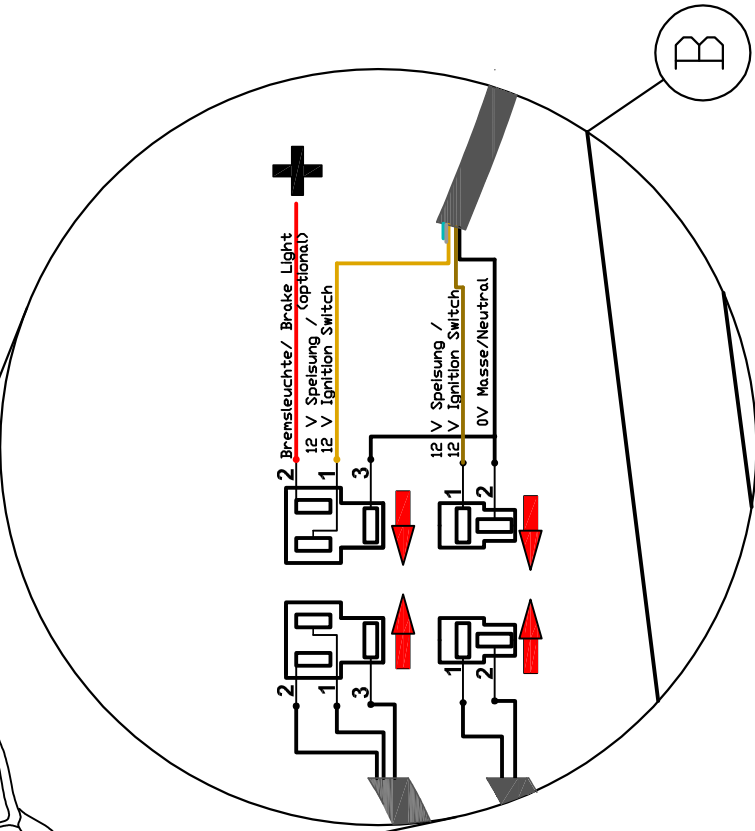
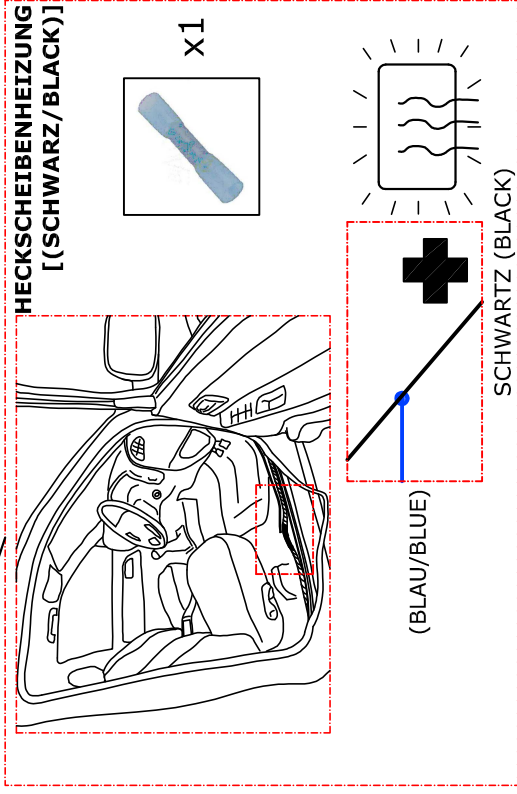
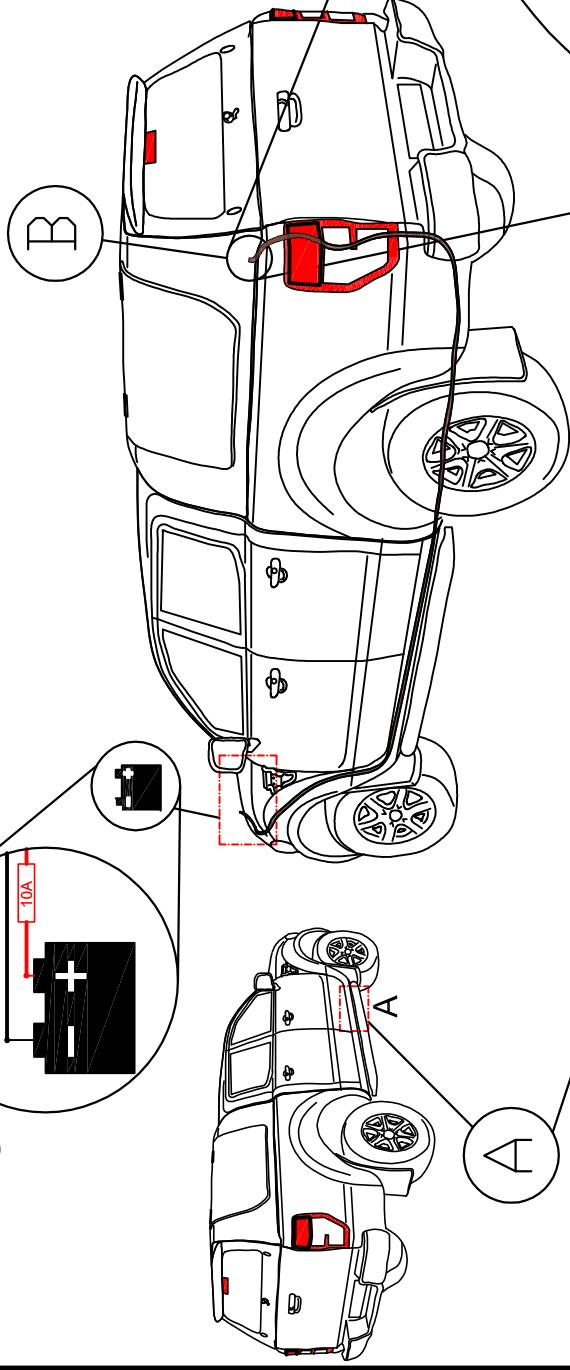
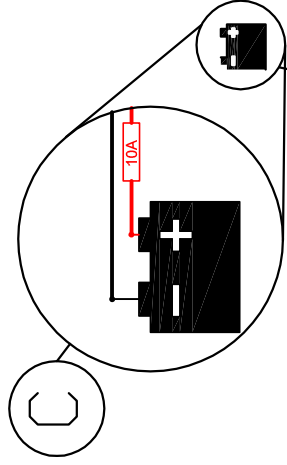


**A**



(blau/blue)

HECKSCHHEIBENHEIZUNG [(SCHWARZ/BLACK)]



# Montageanleitung >> Инструкция по установке >>

Installation instruction >> Instruzioni di montaggio >> Instrucciones de montaje >> Montageanvising >> Instruções de Montagem